

**SURVEY ON BLOOD GROUPING BY PEOPLE  
AT I TOWN AREA, VISAKHAPATNAM**

**By**

**PATHUNI. BHAVANI SANKAR PATHRUDU**

**RGD NO 720130805057**



**Estd : 1860**

**PROJECT WORK SUBMITTED TO MRS.A.V.N College, AFFILIATED TO  
ANDHRA UNIVERSITY, VISAKHAPATNAM FOR THE PARTIAL FULFILMENT  
OF DEGREE OF**

**BACHELOR OF SCIENCE**

**2020 – 2023**

## Mrs. A.V.N College




Estd : 1860

Visakhapatnam – 530001

Andhra Pradesh

### CERTIFICATE

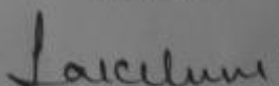
This is to certify that project entitled as "Survey on BLOOD GROUPING use by peoplereportat | Town area, Visakhapatnam" is bonafide work done b y **PATHUNI. BHAVANI SANKAR PATHRUDU** (Regd.no: 720130805057), B.Sc –M.P.C student under myguidence. I certify that the projectwork done by him/her is original and has not been submitted to any other information.

  
(M. Simhadri Naidu)

PRINCIPAL  
PRINCIPAL  
Mrs. A.V.N. COLLEGE  
VISA KHAPATNAM

(K. Kanaka Mahalakshmi )

MENTOR



## DECLARATION

**PATHUNI. BHAVANI SANKAR PATHRUDU**, Student of III B.Sc – M.P.C, Mrs.A.V.N College, affiliated to Andhra University here by declared that this project entitled "Survey on BLOOD GROUPING use by people at I Town area, Visakhapatnam. is a genuine work carried out by me under the guidance of Mrs. **K.KANAKA MAHALAKSHMI**, Lecturer in Chemistry, Mrs.A.V.N College, Visakhapatnam, Andhra Pradesh.

Further more, this project work was not submitted to any other institution or university for awarding any degree.

DATE:

PLACE: VISAKHAPATNAM

*p. Bhavani Sankar pathrudu.*  
Signature of the student

# PROGRAM BOOK FOR COMMUNITY SERVICE PROJECT

Name of the Student: pathoni. Bhavani Sankar pathrudu

Name of the College: Mrs A.V.W college

Registration Number: 720130805057

Period of CSP: From: To:

Name & Address of the Community / Habitation :

Andhra

University

YEAR

## Instructions to Students for Community Service Project

Please read the detailed Guidelines on Community Service Project hosted on the website of AP State Council of Higher Education <https://apsche.ap.gov.in>

Link:

<https://apsche.ap.gov.in/Pdf/Guidelines%20for%20the%20OJT%20Internship%20Community%20Service%20Project.pdf>

1. It is mandatory for all the students to complete 2 months (180 hours) of Community Service Project as a part of the 10-month mandatory internship/on the job training.
2. Consider yourself a committed volunteer in the community, you work with.
3. Every student should identify the village/community/habitation for Community Service Project (CSP) in consultation with the College Principal/the authorized person nominated by the Principal.
4. Report to the community/habitation as per the schedule given by the College. You must make your own arrangements for transportation to reach the community/habitation.
5. You will be assigned a Faculty Guide from your College. He/She will be creating a WhatsApp group with your fellow volunteers. Post your daily activity done and/or any difficulty you encounter during the programme.
6. You should maintain punctuality in attending the CSP. Daily attendance is compulsory.
7. You are expected to learn about the community/habitation and their problems.
8. Know the leaders and the officials of the community/habitation.
9. While in the project, always wear your College Identity Card.
10. If your College has a prescribed dress as uniform, wear the uniform daily.
11. Identify at least five learning objectives in consultation with your Faculty Guide. These learning objectives can address:
  - Information about the community, including the realities and



problems of the society.

- Need for creating awareness on socially relevant aspects/programs.
  - Acquiring specific Life Skills.
  - Learning areas of application of knowledge and technologies related to your discipline.
  - Identifying developmental needs of the community/habitation.
12. Practice professional communication skills with team members, and with the leaders and officials of the community. This includes expressing thoughts and ideas effectively through oral, written, and non-verbal communication, and utilizing listening skills.
  13. Be regular in filling up your Program Book. It shall be filled up in your own handwriting. Add additional sheets wherever necessary.
  14. At the end of Community Service Project, you shall be evaluated by the person in-charge of the community/habitation to whom you report to.
  15. There shall also be an evaluation at the end of the community service by the Faculty Guide and the Principal.
  16. Do not indulge in any political activities.
  17. Ensure that you do not cause any disturbance to the inhabitants or households during your interaction or collection of data.
  18. Be cordial but not too intimate with the people you come across during your service activities.
  19. You should understand that during this activity, you are the ambassador of your College, and your behavior during the community service programme is of utmost importance.
  20. If you are involved in any discipline related issues, you will be withdrawn from the programme immediately and disciplinary action shall be initiated.
  21. Do not forget to keep up your family pride and prestige of your College.
  22. Remember that you are rendering valuable service to the society and your role in the community development will become part of the history of the community.

## Community Service Project Report

Submitted in accordance with the requirement for the degree of... B.Sc.....

Name of the College: MRS. A.V.N COLLEGE

Department: B.Sc Chemistry

Name of the Faculty Guide: K. Laxmi

Duration of the CSP: From 22-10-2022 To 06-11-2022

Name of the Student: Pathoni - Bhavani Sanika Pathrudu.

Programme of Study: Blood grouping

Year of Study: 2020 - 2023

Register Number: 720130805057.

Date of Submission:

## Student's Declaration

I, am p. Bhawani Sankar pathrudu a student of \_\_\_\_\_ Program,  
Reg. No. 720130805057 of the Department of \_\_\_\_\_  
\_\_\_\_\_ College do hereby declare that I have completed  
the mandatory community service from \_\_\_\_\_ to \_\_\_\_\_ in  
\_\_\_\_\_ (Name of the Community/Habitation) under the Faculty  
Guideship of \_\_\_\_\_ (Name of the Faculty Guide), Department  
of \_\_\_\_\_ in \_\_\_\_\_ College

(Signature and Date)

### Endorsements

Faculty Guide

*Sarathi*

*[Signature]*  
Head of the Department  
RISHINA KUMARI  
HOD IN CHEMISTRY  
DEPARTMENT OF CHEMISTRY  
MRS. A.V.N. COLLEGE  
VISA KHAPATNAM  
Principal  
44330001

*[Signature]*  
PRINCIPAL  
Mrs. A.V.N. COLLEGE  
VISA KHAPATNAM



## Certificate from Official of the Community

This is to certify that D. Bhavani Sankaripathudu (Name of the Community Service Volunteer) Reg. No 720130805057 of MYS A.V.N College. (Name of the College) underwent community service in \_\_\_\_\_ (Name of the Community) from \_\_\_\_\_ to \_\_\_\_\_. The overall performance of the Community Service Volunteer during his/her community service is found to be \_\_\_\_\_ (Satisfactory/Good).

*Authorized Signatory with Date and Seal*

## Acknowledgements

I wish to express my gratitude to those who extended their valuable co-operation and contribution towards the project.

I would like to thank my project mentor Ms. Mahalakshmi madam for his valuable time and continued assistance for the successful completion and of the project.

I would also like to express my gratitude to Ms. Mahalakshmi madam, Mrs. A.V.N College Management for facilitating this project and providing his guidance through out the duration of the project.

I would also like to thank the faculty and staff of the institute, family members and my dear friends for their support to successful completion of the project.

## CHAPTER 1: EXECUTIVE SUMMARY

The community service report shall have only a one-page executive summary. It shall include a brief description of the Community and summary of all the activities done by the student in CSP and five or more learning objectives and outcomes.

Community programs can expand the opportunities for youth to acquire personal and social assets and to experience the broad range of features of positive development settings.

The activities I performed in the Community Service are to investigate how many people have basic and desired knowledge about blood groups, blood levels, blood transfusion and blood donation and their willingness to donate blood and importance of blood and blood groups and its crucial role in human body. I identify reasons which motivates them to donate blood and reasons which may include donor participation.

I conducted a survey in the society to know how many people have basic knowledge about blood groups and blood donation. Survey covered questions regarding donors, agree as well as disagree. To donate blood and knowing their blood groups and reasons behind their respective choice. To motivate maximum people for knowing about blood groups, blood levels and blood donation information was gathered through various questions in the survey.

## CHAPTER 2: OVERVIEW OF THE COMMUNITY

About the Community/Village/Habitation including historical profile of the community/habitation, community diversity, traditions, ethics and values.  
Brief note on Socio-Economic conditions of the Community/Habitation.

One town also called the "Old Town", is located in Vishakhapatnam city, India. The area falls under the local administrative limits of greater Vishakhapatnam Municipal Corporation.

One town area has more than 300 years of history in British era. The business of whole city was located here including the administration of Vizagapatnam district. There are many old monuments built here like Town Hall, Vishakhapatnam (1904), Kurpam market (1914), European Cemetery (1619), Queen Victoria pavilion (1904), St John's church (1849), Queen Mary's school (1800), Ishwar medina dargah (1905), St Aloysius Anglo-Indram High School (1847) and the light house (1903).

The Old town area runs from twin Chaurtery to end of Vishakhapatnam port. It has many historical educational institutions. There are so many middle class students are learning education here. The area is administered by Greater Vishakhapatnam Municipal Corporation.

### CHAPTER 3: COMMUNITY SERVICE PART

Description of the Activities undertaken in the Community during the Community Service Project. This part could end by reflecting on what kind of values, life skills, and technical skills the student acquired.

→ values, like skills and technical skills that the student acquired during the Community Service project are :-

- \* Time management
- \* Community awareness
- \* Curiosity
- \* Humility
- \* Integrity
- \* willingness to learn & try new things
- \* problem solving
- \* Relationship building
- \* Teamwork
- \* professional skills
- \* Communication skills
- \* Empathy
- \* patience
- \* flexibility
- \* organizational skills
- \* Ethics & non judgemental
- \* Self confidence
- \* Responsibility
- \* Creativity
- \* Awareness
- \* Interpersonal skills
- \* Analytical
- \* Decision making.

- Skill in data collection & analysis of the data.
- Skill in maintaining proper records.
- Skill in process recording.
- Skill in keeping personal records.
- developing inter-group relationship.
- dealing with group feelings.
- Analysing the group situation.
- Motivated to grow & learn.
- possessing a positive attitude.
- Adaptability

ACTIVITY LOG FOR THE FIRST WEEK

Day & Date	Brief description of the daily activity	Learning Outcome	Person In-Charge Signature
Day -1	We learned about ricket group and blood levels with the help of text books and mobile phones. And after that we have prepared questionnaire blood group.	We came to know about how blood groups and blood level plays a vital role in our humanity.	Laxmi
Day -2	With the help of Questionnaire we conduct a survey in the field/area we have chosen to complete community project.	The answers are written in long book.	Laxmi
Day -3	With the help of Questionnaire we conduct a survey in the field area we have chosen to doing community survey project.	Questionary prepared answers are written in long book.	Laxmi
Day -4	With the help of questionnaire we conduct a survey in the field/area we have chosen to doing community survey project.	all answers are written in.	Laxmi
Day -5	With the help of questionnaire we conduct a survey in the field/area we have chosen to doing community survey project.	In 5th day the peoples characteristics was calculated.	Laxmi
Day -6	With the help of questionnaire we conduct a survey in the field/area we have chosen to doing community survey project.	The data will be written in the book.	Laxmi



ACTIVITY LOG FOR THE SECOND WEEK

Day & Date	Brief description of the daily activity	Learning Outcome	Person In-Charge Signature
Day - 1	With the help of Questionnaire we conduct a Survey in the Field area as we choose to doing Community Survey project.	We learn the Skill development project.	Jankar
Day - 2	With the help of Questionnaire we conduct a Survey in the Field area as we choose to doing Community Survey project.	Achieved System Skills	Sameer
Day - 3	With the help of Questionnaire we conduct a Survey in the Field area as we choose to doing Community Survey project.	Written Skills.	Sameer
Day - 4	With the help of Questionnaire we conduct a Survey in the Field area as we choose to doing Community Survey project.	Mind Training.	Sameer
Day - 5	With the help of Questionnaire we conduct a Survey in the Field area as we choose to doing Community Survey project.	Interaction.	Sameer
Day - 6	With the help of Questionnaire we conduct a Survey in the Field area as we choose to doing Community Survey project.	Critical Thinking.	Sameer

ACTIVITY LOG FOR THE THIRD WEEK

Day & Date	Brief description of the daily activity	Learning Outcome	Person In-Charge Signature
Day - 1	With the help of Questionnaire we conduct a survey in the field/area we have chosen to doing community survey project.	Self happiness improve that leadership qualities.	Vara
Day - 2	With the help of Questionnaire we conduct a survey in the field/area we have chosen to doing community survey project.	Self confidence Communication skills	Vara
Day - 3	With the help of Questionnaire we conduct a survey in the field/area we have chosen to doing community survey project.	patience.	Vara
Day - 4	With the help of Questionnaire we conduct a survey in the field/area we have chosen to doing community survey project.	learning.	Vara
Day - 5	With the help of Questionnaire we conduct a survey in the field/area we have chosen to doing community survey project.	Stapiness.	Vara
Day - 6	With the help of Questionnaire we conduct a survey in the field/area we have chosen to doing community survey project.	Change maker.	Vara

ACTIVITY LOG FOR THE FORTH WEEK

Day & Date	Brief description of the daily activity	Learning Outcome	Person In-Charge Signature
Day -1	With the help of Questionnaire. we conduct a survey in the field/area. we have choose to doing community survey project.	All are valuated	Kurru
Day -2	With the help of Questionnaire. we conduct a survey in the field/area. we have choose to doing community survey project.	Skill	Kurru
Day -3	With the help of Questionnaire. we conduct a survey in the field/area. we have choose to doing community survey project.	written Skill.	Kurru
Day -4	With the help of Questionnaire. we conduct a survey in the field/area. we have choose to doing community survey project.	Virtual internet	Kurru
Day -5	With the help of Questionnaire. we conduct a survey in the field/area. we have choose to doing community survey project.	internet Skill.	Kurru
Day -6	With the help of Questionnaire. we conduct a survey in the field/area. we have choose to doing community survey project.	Transfig.	Kurru

ACTIVITY LOG FOR THE FIFTH WEEK

Day & Date	Brief description of the daily activity	Learning Outcome	Person In-Charge Signature
Day -1	With the help of Questionnaire we conduct a survey in the field/area as we chosen to doing community survey project.	with our mentor corrected small mistakes then I satisfied	Kanna
Day -2	With the help of Questionnaire we conduct a survey in the field/area as we chosen to doing community survey project.	Hand writing skills.	Kanna.
Day -3	With the help of Questionnaire we conduct a survey in the field/area as we chosen to doing community survey project.	our classmate's was checked & signed	Kanna.
Day -4	With the help of Questionnaire we conduct a survey in the field/area as we chosen to doing community survey project.	usage of mobile	Kanna
Day -5	We analysis data on the survey.	Critical thinking	Kanna
Day -6	After Analyse the data on the survey. we make a report and conduct awareness program in our community.	Conscious happy & satisfied.	Kanna

## CHAPTER 5: OUTCOMES DESCRIPTION

Details of the Socio-Economic Survey of the Village/Habitation Attach the questionnaire prepared for the survey.

### QUESTIONNAIRE :-

\* Name of the recipient.

\* Age

\* Gender

\* Marital Status.

\* Address.

1) DO you know about blood groups?

A) yes      B) NO.

2) DO you know your blood group?

A) yes      B) NO.

3) which blood group do you have?

A) A      B) B      C) AB      D) O.

4) Have you donate your blood previously?

A) yes      B) NO.

5) How many times do you donate your blood?

A) ONCE      B) Twice      C) Thrice      D) more than thrice.

6) DO you Suffering any type of blood disease?

A) yes      B) NO.

7) DO you Suffer in from given blood diseases atleast one time?

- A) Anemia B) Dengue C) malaria.

8) Have you health issues due to blood donation?

- A) yes B) NO.

9) Have you health issues due to blood drawing?

- A) yes B) NO.

10) When you need a blood emergency is it available or not?

A) Easily Available B) Difficult

C) quite difficult D) NOT Available.



Describe the problems you have identified in the community

→ Problems in the community are:-

- \* poverty
- \* pollution
- \* Open Drainage
- \* lots of usage of plastics
- \* Bad Roads.
- \* water shortage
- \* lack of health care problems.
- \* Illiteracy.
- \* violence.
- \* Industrial pollution.
- \* Air pollution
- \* Access of safe drinking water.

## Blood Groups

Abstract :-

Introduction:

- \* A Blood group is also known as blood type.
- \* Blood typing is a method to tell what type of blood you have. Blood Typing is done so you can safely donate your blood or receive a blood transfusion.
- \* It is also done to see if you have a substance called Rh (Rhesus) factor on the surface of your red blood cells (RBCs).
- \* Your blood type is based on whether or not certain proteins are on your red blood cells. These proteins called antigens. Your blood type depends on what types your parents passed down to you.
- \* Blood is often grouped according to the ABO blood typing system.

The Four major blood groups types are:-

- \* Type A
- \* Type B
- \* Type AB
- \* Type O.

Again the four major blood groups are classified based on the RhD. Each group can be either RhD positive or RhD negative which means in total are 8 blood groups.

They are :-

- (1) A positive
- (2) A Negative
- (3) B positive
- (4) B Negative
- (5) AB positive
- (6) AB Negative
- (7) O positive
- (8) O Negative

Blood group information is an integral part of clinical diagnosis. using various hematological techniques to understand hematological disorders. Simultaneously, it is mandatory to have clear information on blood groups in case of blood transfusion and related matters. It is important to have complete history of the patients and the subjects including establishment and maintenance of blood banks etc.

Aim:- The aim was to study the blood group typing and importance of blood groups and how many people have known about the importance of blood groups and awareness about blood groups among the people in social groups.

Materials and Method:- The present observational study was carried out in Vishakhapatnam district of East coast region of Andhra Pradesh, India. To know the blood group of local people from randomly selected areas. The collected numerical data was statistically analysed in the form of pie charts and bar diagrams.

**Results:-** The present survey was carried out during the year 2022 in I Town, Visakhapatnam district, covering 1073 people to understand the blood groups. During the investigation the majority of people exhibited  $O^+$  (237) followed by  $B^+$  (242)  $A^+$  (208),  $AB^+$  (121),  $O^-$  (15),  $B^-$  (9)  $A^-$  (8) and  $AB^-$  (7) respectively. There were 226 people. They do not know their blood group.  $O^+$  (237) and  $B^+$  (242) blood groups were observed as most common blood groups and  $AB^-$  blood group was found only in seven people.

**Conclusion:-** The present study yield information basically blood group pattern across the population and it can be used knowing their blood groups from various groups.

**History of blood groups :-**

Blood types were first discovered by an Austrian physician Karl Landsteiner, working at the pathological Anatomical Institute at the University of Vienna (now medical university of Vienna) in 1900, he found that blood sera from in the different persons would clump together (agglutinate) when mixed in the test tubes, and not only that, some human blood also agglutinated with animal blood.

The next year, 1901, he made a definitive observing that blood serum of an individual would agglutinate with only those of certain individuals. Based on this he classified human blood into three groups, namely group A, group B and group AB.

The ABO system:-

- \* The ABO blood group system is the most important blood type system in human blood transfusion.
- \* The ABO blood types are also present in some other animal for example swine, dogs and apes. Such as chimpanzee, bonobos and gorillas.

There are 4 main blood groups defined by the ABO system.

- \* Blood group A - It has A antigens on the RBC with anti-B antibodies in the plasma.
- \* Blood group B - It has B antigens on the RBC with anti-A antibodies in the plasma.
- \* Blood group O - It has no antigens on the RBC but both anti-A and anti-B antibodies in the plasma.
- \* Blood group AB - It has both A and B antigens on the RBC but no antibodies in the plasma.

→ Antigens and Antibodies present in ABO blood group :-

ABO group	Antigen present	Antigen missing	Antibody present
A	A	B	Anti - B
B	B	A	Anti - A
O	None	A & B	Anti - A & B
AB	A & B	None	None

## → Blood Type Compatibility :-

Blood Type	Gives	Receives
A <sup>+</sup>	A <sup>+</sup> , AB <sup>+</sup>	A <sup>+</sup> , A <sup>-</sup> , O <sup>+</sup> , O <sup>-</sup>
O <sup>+</sup>	O <sup>+</sup> , A <sup>+</sup> , B <sup>+</sup> , AB <sup>+</sup>	O <sup>+</sup> , O <sup>-</sup>
B <sup>+</sup>	B <sup>+</sup> , AB <sup>+</sup>	B <sup>+</sup> , B <sup>-</sup> , O <sup>+</sup> , O <sup>-</sup>
AB <sup>+</sup>	AB <sup>+</sup>	Everyone.
A <sup>-</sup>	A <sup>+</sup> , A <sup>-</sup> , AB <sup>+</sup> , AB <sup>-</sup>	A <sup>-</sup> , O <sup>-</sup>
O <sup>-</sup>	everyone	O <sup>-</sup>
B <sup>-</sup>	B <sup>+</sup> , B <sup>-</sup> , AB <sup>+</sup> , AB <sup>-</sup>	B <sup>-</sup> , O <sup>-</sup>
AB <sup>-</sup>	AB <sup>+</sup> , AB <sup>-</sup>	AB <sup>-</sup> , A <sup>-</sup> , B <sup>-</sup> , O <sup>-</sup>

## → importance of ABO groups :-

During blood transfusion only compatible blood must be used. The one who gives blood is called the "donor" and the one who receives the blood is called "recipient".

While transfusing the blood, antigen of the donor and the antibody of the recipient are brought together.

## → The Rh System :-

RBC's sometimes have another antigen, a protein known as the RhD antigen. If this is present in your blood group is RhD positive. Otherwise RhD negative. It is the most important blood group system after ABO.

\* It was first discovered by Rhesus macaque and hence named "Rh factor".

RhD factor (or) system can be classified the 4 major blood groups into 8 groups. That are



- \* A RhD positive ( $A^+$ )
- \* A RhD Negative ( $A^-$ )
- \* B RhD positive ( $B^+$ )
- \* B RhD Negative ( $B^-$ )
- \* AB RhD positive ( $AB^+$ )
- \* AB RhD Negative ( $AB^-$ )
- \* O RhD positive ( $O^+$ )
- \* O RhD Negative ( $O^-$ ).

In most cases, O RhD negative blood ( $O^-$ ) can safely given to anyone, it is often used in medical emergencies when the blood type is not immediately known. It is safe for most recipients because it does not have any A, B or RhD antigens on the surface of the cells, and is compatible with every other ABO and RhD blood group.

There is another blood group which is called as golden blood group, which was a rarest blood group in the world.

→ Golden blood group :-

Rh null individuals have no Rh antigens (no Rh or RhA<sub>1</sub>) on their RBC's then it is called as golden blood group.

### Student Self-Evaluation for the Community Service Project

Student Name: pathani · Bhavani Sankar pathnudu ·

Registration No: 720130805057

Period of CSP: From: To:

Date of Evaluation:

Please rate your performance in the following areas:

Rating Scale: Letter grade of CGPA calculation to be provided

1	Oral communication	1	2	3	4	5
2	Written communication	1	2	3	4	5
3	Proactiveness	1	2	3	4	5
4	Interaction ability with community	1	2	3	4	5
5	Positive Attitude	1	2	3	4	5
6	Self-confidence	1	2	3	4	5
7	Ability to learn	1	2	3	4	5
8	Work Plan and organization	1	2	3	4	5
9	Professionalism	1	2	3	4	5
10	Creativity	1	2	3	4	5
11	Quality of work done	1	2	3	4	5
12	Time Management	1	2	3	4	5
13	Understanding the Community	1	2	3	4	5
14	Achievement of Desired Outcomes	1	2	3	4	5
15	OVERALL PERFORMANCE	1	2	3	4	5

Date:

Signature of the Student

*Evaluation by the Person in-charge in the Community/Habitation*

Student Name:	pathumi Bhavani Sankar pathrudu
Registration No:	720130805057
Period of CSP: From: To:	02-10-2022 to 08-11-2022
Date of Evaluation:	
Name of the Person in-charge:	
Address with mobile number:	

Please rate the student's performance in the following areas;

Please note that your evaluation shall be done independent of the Student's self-evaluation

Rating Scale: 1 is lowest and 5 is highest rank

1	Oral communication	1	2	3	4	5
2	Written communication	1	2	3	4	5
3	Proactiveness	1	2	3	4	5
4	Interaction ability with community	1	2	3	4	5
5	Positive Attitude	1	2	3	4	5
6	Self-confidence	1	2	3	4	5
7	Ability to learn	1	2	3	4	5
8	Work Plan and organization	1	2	3	4	5
9	Professionalism	1	2	3	4	5
10	Creativity	1	2	3	4	5
11	Quality of work done	1	2	3	4	5
12	Time Management	1	2	3	4	5
13	Understanding the Community	1	2	3	4	5
14	Achievement of Desired Outcomes	1	2	3	4	5
15	OVERALL PERFORMANCE	1	2	3	4	5

Date:

Signature of the Supervisor

Page No:

PHOTOS & VIDEO LINKS



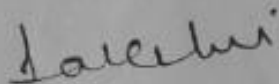


## INTERNAL ASSESSMENT STATEMENT

Name Of the Student:  
Programme of Study:  
Year of Study:  
Group:  
Register No/H.T. No:  
Name of the College:  
University:


SLNo	Evaluation Criterion	Maximum Marks	Marks Awarded
1.	Activity Log	20	
2.	Community Service Project Implementation	30	
3.	Mini Project Work	25	
4.	Oral Presentation	25	
	GRAND TOTAL	100	

Date:

  
Signature of the Faculty Guide

Certified by

Date:  
Seal:

  
Signature of the Head of the Department/Principal

**PRINCIPAL**  
**Mrs. A.V.N. COLLEGE**  
**VISAKHAPATNAM**

Page No: